

No. CPJCHS/2023/187

06-April-2023

NOTICE

Minor Project Report B.COM (H) - II Semester

All students of B.Com(H)-II Semester are required to submit their Minor Project Report-I in Hard Copy (Spiral Bound) to their respective Mentor's (Mentor List Attached) as per below mentioned schedule:

S. No.	PARTICULARS	DEADLINE
1.	Submission of Project Titles	10 th April, 2023
2.	Progress Work: Review 1	25 th April, 2023
3.	Progress Work: Review 2	10 th May, 2023
4.	Submission of Final Report	20 th May, 2023
5.	Minor Project VIVA	Shall Conduct in Internal Examination

You are also required to prepare a PPT of the Minor Project Report and Hard Bound as per Guidelines Attached herewith, for the submission in External Project VIVA, which will be declared by the GGSIPU.

Kindly Note: You all are required to strictly follow the Guidelines for the Preparation of the Project Report.

For any query, kindly contact your Mentor.

Sd/-
Dean-MCIT

Sd/-
Director

Annexure(s):

1. Mentor List
2. Guidelines for Minor Project Report

CC:

- Director General – for kind information
- PC B.Com(H)/ Mentors/Class Coordinators of B.Com(H) II Semester
- In charge – Social Media with the request to upload the Notice on Social media platform & College website

Batch: 2022-2023
Mentor & Mentees List of Minor Project Report
Class: B.COM (H) - II Semester

S. No.	Enrollment No.	Student Name	Mentor Name
1	00121588822	Somya	Ms. Agrima Menon (M. 9873538591) Agrima.menon@gmail.com
2	00221588822	Akshima Chauhan	
3	00321588822	Prapti Khanna	
4	00421588822	Rachit Bajaj	
5	00521588822	Rupanshi Chopra	
6	00621588822	Adit Mukherjee	
7	00721588822	Prachi	
8	00821588822	Vedvrat	
9	00921588822	Garvit Sehgal	
10	01021588822	Vanshika	
11	01121588822	Vanshika Sabharwal	
12	01221588822	Nitya Sabharwal	
13	01321588822	Aashi Raghav	
14	01421588822	Neelima Jain	
15	01521588822	Sanaa Lari	
16	01621588822	Palak Gupta	
17	00124288822	Bhavuk Sharma	
18	00224288822	Kartik Bansal	
19	00324288822	Roshni	
20	80121588822	Parth gupta	
21	80221588822	Deepanshu Chouhan	
22	80321588822	Komal Bansal	

**Sd/-
Director**

**GUIDELINES FOR PREPARATION OF MINOR PROJECT
REPORT FOR B.COM (H)- II SEMESTER**

INSTRUCTIONS FOR PREPARATION OF THE MINOR PROJECT REPORT

Students are required to follow the mentioned pattern in preparing the Minor Project:

Format of the report:

1. Title page
2. Declaration/ Supervisor Certificate
3. Acknowledgement
4. Table of Contents
5. Chapter Plan: Chapter I: Introduction
 - About Topic
 - Objectives of the StudyChapter II: Review of Literature
 - Why did you choose this topic?
Reasons for choosing the topicChapter III: Research Methodology
 - Research Design
 - Methodology used for Data Collection
 - Statistical Techniques used in ProjectChapter IV: Analysis & Interpretation
Findings and Suggestions
Chapter V: Summary & Conclusion

Format for Bibliography

Books

Pandey, I.M.; Financial Management, Vikas Publishers, New Delhi; 2011.

Articles

Gupta, K; Durables: On a Fast Track; Harvard Business Review, No. 11; Vol. 8; pp 47.

Websites:

www.researchgate.net

Annexure:

Questionnaire (if applicable)

1. ARRANGEMENT OF CONTENTS:

The sequence in which the Minor Project Report material should be arranged and bound should be as follows:

1. Title Page
2. Declaration / Supervisor Certificate
3. Acknowledgement
4. Table of Contents
5. Chapter Plan:

Chapter I: Introduction

Chapter II: Review of Literature

Chapter III: Research Methodology

Chapter IV: Analysis and Interpretation

Chapter V: Summary & Conclusion

6. List of Tables
7. List of Figures
8. List of Symbols, Abbreviations and Nomenclature
9. Appendices
10. References

The table and figures shall be introduced in the appropriate places.

2. PAGE DIMENSION AND BINDING SPECIFICATIONS:

The dimension of the project report should be in A4 size. Minor Project Report should be bound using flexible cover of the thick white art paper. The cover should be **printed in black letters** and the text for printing should be identical.

3. PREPARATION FORMAT:

3.1 Cover Page & Title Page – A specimen copy of the Cover page & Title page of the Minor Project Report are given in **Appendix 1**.

3.2 Declaration / Supervisor Certificate – A specimen copy of the Cover page & Title page of the project report are given in **Appendix 2**.

3.3 Acknowledgement:

3.4 Abstract – Abstract should be one page synopsis of the project report typed double line spacing, Font Style Times New Roman and Font Size 12.

3.5 Table of Contents – The table of contents should list all material following it as well as any material which precedes it. The title page and Bonafide Certificate will not find a place among the items listed in the Table of Contents but the page numbers of which are in lower case Roman letters. One and a half spacing should be adopted for typing the matter under this head. A specimen copy of the Table of Contents of the project report is given in **Appendix 5**.

3.6 List of Tables – The list should use exactly the same captions as they appear above the tables in the text. One and a half spacing should be adopted for typing the matter under this head.

3.7 List of Figures – The list should use exactly the same captions as they appear below the figures in the text. One and a half spacing should be adopted for typing the matter under this head.

3.8 List of Symbols, Abbreviations and Nomenclature – One and a half spacing should be adopted or typing the matter under this head. Standard symbols, abbreviations etc. should be used.

3.9 Chapters – The chapters may be broadly divided into 5 parts (i) **Introductory Chapter** (ii) **Review of Literature** (iii) **Research Methodology** (iv) **Analysis & Interpretation** (v) **Summary & Conclusion**

The main text will be divided into several chapters and each chapter may be further divided into several divisions and sub-divisions.

- Each chapter should be given an appropriate title.

- Tables and figures in a chapter should be placed in the immediate vicinity of the reference where they are cited.
- Footnotes should be used sparingly. They should be typed single space and placed directly underneath in the very same page, which refers to the material they annotate.

3.10 Appendices – Appendices are provided to give supplementary information, which is included in the main text may serve as a distraction and cloud the central theme.

- Appendices should be numbered using Arabic numerals, e.g. Appendix 1, Appendix 2, etc.
- Appendices, Tables and References appearing in appendices should be numbered and referred at appropriate places just as in the case of chapters.
- Appendices shall carry the title of the work reported and the same title shall be made in the contents page also.

3.11 List of References –The listing of references should be typed 4 spaces below the heading “REFERENCES” in alphabetical order in single spacing left – justified. The reference material should be listed in the alphabetical order of the first author. The name of the author/authors should be immediately followed by the year and other details.

A typical illustrative list given below relates to the citation example quoted above.

REFERENCES

1. Aripnammal, S. and Natarajan, S. (2014) „Transport Phenomena of Sm Sel – X Asx“, Pramana – Journal of Physics Vol.42, No.1, pp.421-425.
2. Barnard, R.W. and Kellogg, C. (2020) „Applications of Convolution Operators to Problems in Univalent Function Theory“, Michigan Mach, J., Vol.27, pp.81–94.
3. Shin, K.G. and Mckay, N.D. (2014) „Open Loop Minimum Time Control of Mechanical Manipulations and its Applications“, Proc. Amer. Contr. Conf., San Diego, CA, pp. 1231-1236.

FORMAT FOR BIBLIOGRAPHY

Books

Pandey, I.M; Financial Management, Vikas Publishers, New Delhi; 2011

Articles

Gupta, K; Durables: On a Fast Track; Harvard Business Review, No. 11; Vol. 8; pp 4-7.

Websites:

www.researchgate.net

3.12 Table and figures - By the word Table, is meant tabulated numerical data in the body of the project report as well as in the appendices. All other non-verbal materials used in the body of the project work and appendices such as charts, graphs, maps, photographs and diagrams may be designated as figures.

4. TYPING INSTRUCTIONS:

The impression on the typed copies should be black in color.

One and a half spacing should be used for typing the general text. The general text shall be typed in the Font style „Times New Roman“ and Font size 12.

CPJCHS & SOL



Chanderprabhu Jain College of Higher Studies & School of Law

An ISO 9001:2015 Certified Quality Institute

(Recognized by Govt. of NCT of Delhi, Affiliated to GGS Indraprastha University, Delhi & Approved by Bar Council of India)

APPENDIX 1

A MINOR PROJECT REPORT

On

**“A Comparative Study of Pepsi and Coca Cola
(Reference to soft drink)”**

**Submitted in the partial fulfillment for the award of Degree of Bachelor in
B.COM (H): 2022-25**

Under The Guidance:

Mr. Kamal Batra

Assistant Professor, CPJCHS

Submitted By:

Sachin Sharma

Enrollment No.

Batch: 2022-25



CHANDERPRABHU JAIN COLLEGE OF HIGHER STUDIES & SCHOOL OF LAW


An ISO 9001:2015 Certified Institute (Approved by the Govt of NCT of Delhi)

Affiliated to Guru Gobind Singh Indraprastha University, Delhi)

Plot No OCF Sector A-8, Narela New Delhi - 110040

Campus: Plot No. OCF, Sector A-8, Narela, Delhi-110040

Ph: 91-11-27284333 / 34. Toll Free No. : 1800117677. Website: www.cpj.edu.in. E-mail: cpj.chs@gmail.com



**Chanderprabhu Jain College of Higher Studies
&
School of Law**

An ISO 9001:2015 Certified Quality Institute

(Recognized by Govt. of NCT of Delhi, Affiliated to GGS Indraprastha University, Delhi & Approved by Bar Council of India)

APPENDIX 2

DECLARATION

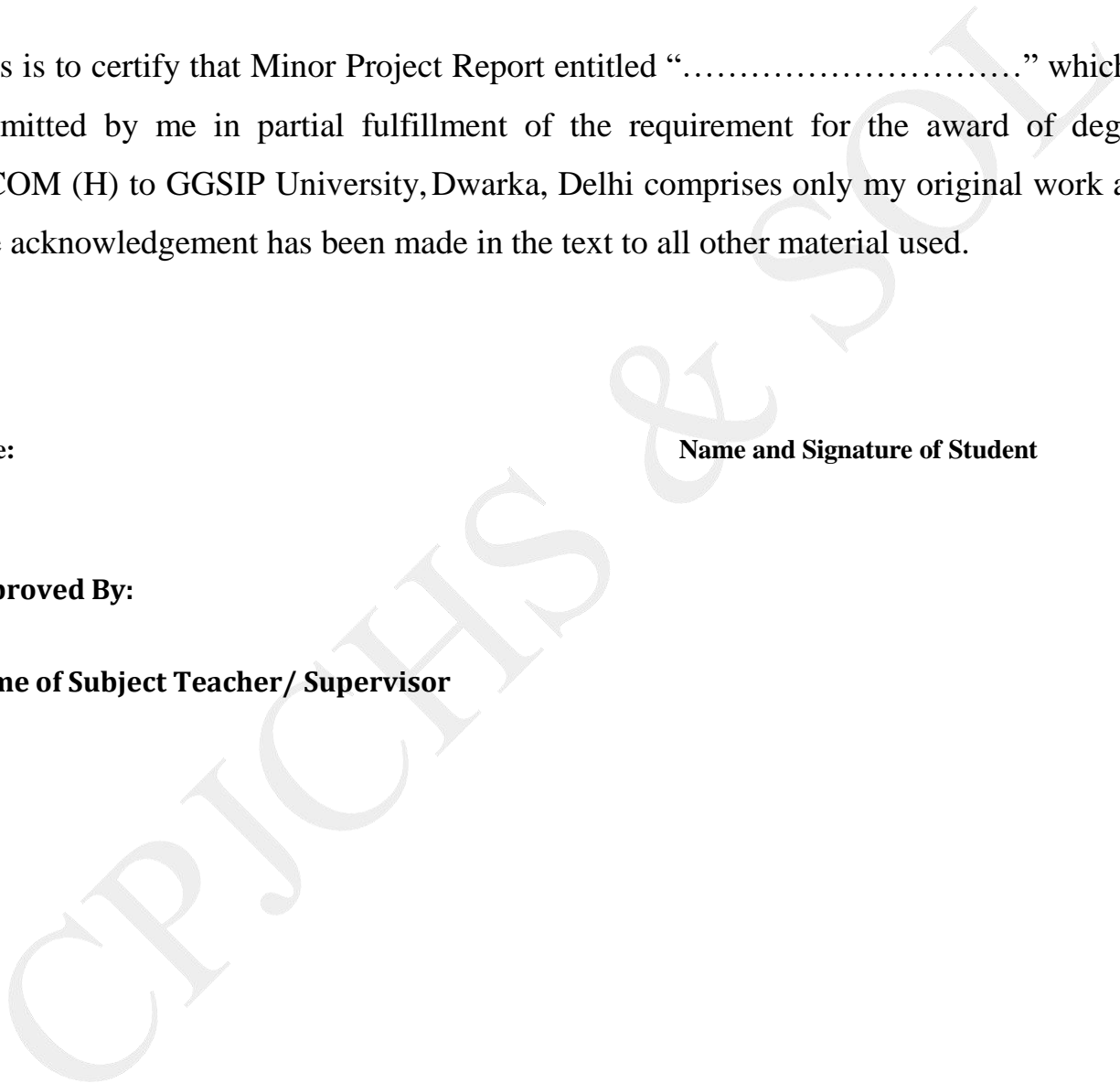
This is to certify that Minor Project Report entitled “.....” which is submitted by me in partial fulfillment of the requirement for the award of degree B.COM (H) to GGSIP University, Dwarka, Delhi comprises only my original work and due acknowledgement has been made in the text to all other material used.


Date:

Name and Signature of Student

Approved By:

Name of Subject Teacher/ Supervisor





**Chanderprabhu Jain College of Higher Studies
&
School of Law**

An ISO 9001:2015 Certified Quality Institute

(Recognized by Govt. of NCT of Delhi, Affiliated to GGS Indraprastha University, Delhi & Approved by Bar Council of India)

APPENDIX 3

CERTIFICATE

This is to certify that Minor Project Report entitled “.....”
which is submitted by.....in partial fulfillment of the requirement
for the award of degree B.COM (H) to GGSIP University, Dwarka, Delhi is arecord of the
candidate own work carried out by him under my/our supervision

Date:

Supervisor Signature

CPJCHS & SOL



Chanderprabhu Jain College of Higher Studies & School of Law

An ISO 9001:2015 Certified Quality Institute

(Recognized by Govt. of NCT of Delhi, Affiliated to GGS Indraprastha University, Delhi & Approved by Bar Council of India)

APPENDIX 4

ACKNOWLEDGEMENT

I offer my sincere thanks and humble regards to Chanderprabhu Jain College of Higher Studies & School of Law, GGSIP University, New Delhi for imparting us very valuable professional learning in Minor Project Report of B.COM (H).

I pay my gratitude and sincere regards to Mr./Ms.. my project Guide, for imparting his/ her knowledge. I am thankful to him as he has been a constant source of advice, motivation and inspiration. I am also thankful to him for giving his suggestions and encouragement throughout the project work.

I take the opportunity to express my gratitude and thanks to our computer Lab staff and library staff for providing me opportunity to utilize their resources for the completion of the project.

I am also thankful to my family and friends for constantly motivating me to complete the project and providing me an environment which enhanced my knowledge

Student's Signature